

Homespun Quilters Newsletter

A publication of the Homespun Quilters Guild, Waco, Texas

Vol. 19 No. 10-October 2010

www.homespunquiltguild.com

November Birthdays

4- Carol Dansby

8- Phyllis Merritt

13- Janet Smith

17- Diane Williams

19- Judy Steward, Colleen Barnes

Happy Birthday, November Quilty Gals!!!

Wishing you a wonderful day, full of all good things to come your way!



Dear Homespun Quilters,

Thanks so much to Rita Schormann for a fascinating program on fitting jackets. I hope everyone is inspired to make jackets for entry into our show in April. And another thank you for leading the sweatshirt jacket workshop at the Compass Center. I wish I could have attended, but I know it was amazing.

Don't forget to be working on miniature and baby quilts for the silent auction at our quilt show and also working on items for the bazaar booth. Speaking of which, it is time to get to work on challenge items for our February meeting. "All Creatures Great and Small" is the theme and we will have a general contest and also a bazaar booth item challenge.

PRIZES! FUN! Let's all get busy.

Happy quilting,

Kathy Kelley

Reminder

Deadline for articles and reports for the November Newsletter is due November 19!!! Please mark your calendars!!!



Membership Report

Members Present- 47

Valued Visitors- 4

Katherine Brosnan
Lana Catalina
Nancy Mullens

Do you read the Homespun Quilter's Guild Monthly Newsletter thoroughly and carefully each month???? Welllllll, if you do, it could pay off for you!

If you are a dues-paying member of the Homespun Quilter's Guild, you may be a WINNER!

Okay! I know you've been waiting with baited breath for the *Third Monthly Newsletter Contest*. Well, <drumroll> here it is!!!! See how many items you can find in this newsletter that remind you of the Quilt Show t-shirt. (If you don't have one you might get one from Kathy Kelley. She still has a few left.) The winner wins a wonderful prize. Must be present at the November Guild meeting to qualify to win! Ladies! Start your counting!!!



Sunshine and Shadow

This month please keep the following in your thoughts and prayers:

Lynn Zander- Husband continue at home recuperating.
Audrey Peterson- Recovering from surgery after a fall
Jacky Carlsen- Continue remembering her

See Karen's e-mails for addresses to send cards. Also please contact Karen Curlee if you have any info on members would need our thoughts and prayers. 662.2485 or e-mail kccurlee@hotmail.com



Last month's winner in the Newsletter Contest was Rose Schroeder. She won a \$15 gift certificate to Tomorrow's Quilt in Waco

Professional Quilt Services

Appraisals	Programs/Lectures
Restoration	Repair/Mending
Conservation	Hand Laundering

Ellis Bennett

P.O. Box 21482 254-749-8791
Waco, Tx 76702 Quiltappraiser@yahoo.com

Quiltin'
Country

STORE HOURS
Tues-Fri: 9:30 am - 5:30 pm
Sat: 9:30 am - 4:30 pm

Beautiful Fabrics, Books, Patterns, Notions & Classes

4904 W. Stan Schlueter Loop
Killeen, Texas 76549

Phone: (254) 554-3700
quiltintry2@aol.com

www.quiltincountryonline.com

Authorized Husqvarna Viking Dealer & Certified Machine Technician

Husqvarna

VIKING

2011 WACO QUILT SHOW



JUDGED QUILTS

VENDORS

RAFFLE QUILT

CHILDREN'S BOOTH

SILENT AUCTION

QUILT APPRAISALS

FRI. & SAT. 10AM-5PM

April 8-9, 2011

Featured Exhibit:

The Last Supper Quilt

HOT Fair Grounds

Extraco Exhibit Building

4601 Bosque Blvd. Waco, TX

www.homespunquiltguild.com

Admission:
Adults \$7
Seniors (over 65) \$6
Children Under 12 FREE



Watch this site for more detailed information in the coming months.

For vendor information, contact Janet Smith at jdsmith2020@sbcglobal.net

Wisteria Quilting Designs

By Diana Pelton

Computerized and freehand quilting service on a Gammill with Statler program. Hundreds of unique pantographs to choose from. Custom quilting offered, freehand or choose from many beautiful individual block, border, & sashing patterns. Several types of battings and many threads available. Bindings also done. Competitively priced. Five years experience. Just moved to the Waco area.

254.876.3122 home

832.385.6650 cell

Looking for that handmade gift for someone special for Christmas?

Santas
Tissue Boxes
Misc. Ornaments



Come see us!

Santa's Workshop
at the Apple Tree Bazaar

November 19; 1-5:30PM (Friday)

November 20; 9AM-4PM (Saturday)

Aprons
Check Book Covers
Tablerunners



Quilting Cousins

603 South Ave G
(Hwy 6) at the Flashing light
Clifton, Texas
Phone: 254-675-0010
Website: www.quiltingcousins.net

Store Hours:
Tuesday thru Friday 10:00 to 6:00
Saturday 10:00 to 2:00
Closed Sunday and Monday

- Fat Quarter Tuesdays
 - Classes for Beginners, Intermediate, and Advanced Quilters, Check Website for class schedule.
 - Gift Certificates
 - 10% off with Guild Card
- And Much Much More.....

Save the Date

Community Service Project Sew-In

Reminder: The November meeting is the last meeting to turn in your Christmas stockings for our Community Project this fall. At last count we have about 140 stockings.

If you need a pattern, contact Susan Hutyra at 741-1628



Quilts for Seniors

We will have a quilt sew-in in the spring. You will want to join us for a good time and a good cause. I still have packs of fabric for anyone wanting to make a donation quilt for the seniors for May.

Susan Hutyra

Girls Just Gotta Have Fun!!!!



Patchwork Sweatshirt Jacket Workshop

MARK YOUR CALENDARS NOW!!!

December Guild Meeting/Christmas Party meets the **SECOND Monday, December 13, 2010**



Bee News

Bee news: If you want to join a Bee, how about starting one! Two or three people are enough to get a bee started. Think of the advantages of starting your own Bee. You and friends could choose the Bee name, decide where to meet, when to meet, how often to meet and what to do when you do meet. Does that sound great to you? Then call or e-mail Rita at 836-9710 or r.schormann@ctxwifi.net



China Dolls Get Off to a Good Start

There is a new Bee Hive in town! The China Dolls (for the China Spring area) had their organizational meeting on October 11th in Rita Schormann's home. There were 6 ladies in attendance and there are two more that had conflicts on that day and hope to join us next time. We will be meeting on the 2nd and 4th Mondays from 10:00 to 3:00. We have decided on our project for the Bee Challenge and are going to learn to make a Crazy Nine's quilt block at the next meeting. Call or e-mail Rita for more information. 836-9710 or r.schormann@ctxwifi.net

Yearly Advertising Rates

1/8 page	\$5.00/mo.	\$28.50/6 mo.	\$54.00/yr.
1/4 page	\$10.00/mo.	\$57.00/6 mo.	\$108.00/yr.
1/2 page	15.00/mo.	\$85.50/6 mo.	\$162.00/yr.
Full page	\$25.00/mo	\$142.60/6 mo.	\$270.00/yr.

Bee Challenge

Don't forget about the Bee Challenge due in February. The items each bee or individual bring for this challenge will be voted on at the February meeting. The winner(s) will win a prize.



But shhhh! The prize is a surprise!
What could it beeeeeee?



New Webmaster for Guild

A hearty welcome goes out to the Guild's new webmaster, Dana Stenke. We will be working closely with Dana as we place the newsletter online and continue adding information about the quilt show to the website.

Please be sure to thank Donna Van Sickler for all her hard work over the past 18 months as our webmaster. Thank you, Donna!



Show and Tell

Rose Schroeder for Dawn York – Quilt
 Maxine Hammonds – Moda U quilt
 Aileen Boucher' – Stuffed Polar bear
 Glenda Sager – Four items: Soldier quilt, Japanese Lantern quilt, Rose raffle quilt, "Wild" quilt


Dana Stanke – First bed quilt
 Meredith Ferguson – Cracked Pot quilt
 Janet Smith – Niece's quilt
 Rita Schormann – Jenney Beyer miniature

And a special THANK YOU from Rita to all the ladies that remembered to bring a quilted garment to model for our style show. It was a wonderful turnout!

Grab Bag Winners:

Fat Quarters

Betty Oxley-3	Ellis Bennett- panel
Oslene Smith-2	Carol Nelson-quilting pins
Aileen Boucher'	Lori Cook- mouse pad
Maxine Hammond	Oslene Smith- fat bunch
Sandy Weynand	
Carol Nelson	
Violet Echterling	



2010-2011 Board of Directors

President	Kathy Kelley	776-8059
Challenge	Claudia Bachofen	754-1728
1st V. P.	Colleen Barnes	776-4847
2nd V. P.	Rita Schormann	836-9710
Secretary	Lori Cook	420-2135
Treasurer	Dana Grimes	296-4006
Bee Keeper	Rita Schormann	836-9710
Door Prizes	Melva Magee & Cindy Bruce	772-5435; 723-7754
B-O-M	Clara Jean Matustik & Marie Hammonds	772-8885 772-0149
Li <u>g</u> ht	Ellis Bennett	753-1811
Parliamentarian	Lynn Zander	896-6871
Comm. Service	Susan Hutyra	741-1628
Web Master	Dana Stenke	366-2180
Newsletter Ed.	Mary McCauley	666-4903
Sunshine & Shadow	Karen Curlee	662-2485
Historian	Position Open	

Thank You to Our Prize Donor

Thank you to Glenda Sager at Quilting Cousins in Clifton for the Rebecca Barker mouse pad donated this month for a door prize. We really appreciate your donations.



Homespun Quilters Guild Meeting

November 15, 2010

Lakewood Christian Church

6509 Bosque Blvd, Waco

Fellowship Hall

7:00 PM Guild Meeting

Program:

Su Bunch

with

Piecekeepers in Oklahoma

Blended Quilts



FROM THE LIBRARY



by Ellis Bennett

Thanks to the members who returned their books Monday night at the meeting. I apologize for the fact that the library wasn't available to you to check out books at the meeting. Although being allowed to meet in the sanctuary of the the church kept us from having to change the date of our meeting, Kathy and I agreed that moving the two library carts to the foyer outside the sanctuary was just too difficult.

Please DO remember to bring your Guild library books to check in at the November meeting. One way I do this is to put them in the car ahead of time, instead of waiting until the last minute to grab things. I have a special "Go to Guild" bag that I put things in - my name tag, for sure, since I always seem to misplace it between meetings if I don't put it there. Also, my own library books, my block-of-the-month, stockings to give to Susan, and anything else I think of to give to someone. This sure beats forgetting things in the frantic last minute rush to get out the door!

A Sewing Basket

560 N. Main Street • Salado, Texas 76571



Fabrics • Quilting
Classes • Notions



Easy on and off of IH-35

(254) 947-5423

1-877-244-0450

Fax (254) 947-5423



www.TheSewingBasket.com
email: sewbskt@vvn.com

Block-of-the-Month

Congratulations to Ellis Bennett who won the Block of the Month for October. She remarked "It is about time." So you too can win several blocks to use for yourself or use for a charity quilt.

This next month the block is GooseCreek. I am purposely trying to make the blocks easy so that you can finish two--one for the Guild and one for yourself. By the end of the year you will have a sampler quilt ready to be put together. Remember that you can use as much or as little of the focus fabric as you want. Just try to find fabrics in your stash that complement the focus fabric and it will blend together. We will try to have some examples to show you at the next meeting so you can see how it all looks together.


B-O-M Winner
Ellis Bennett




Homespun Quilters, Guild
Waco

New Quilt Guild Logo

At the September guild meeting members voted on the new guild logo. The logo design was created by Suzanne Mack. Congratulations, Suzanne for a great job!



Upcoming Guild Programs and Workshops



The November program will prove to be a delightful one as we welcome Su and Dewayne Bunch from Piecekeepers in Oklahoma and their Blended Quilts program.

And...don't forget to mark your calendars for the change in the December meeting to the **SECOND Monday, December 13**. This is the guild's annual Christmas whing-dig. Besides the great food there will be games and prizes and a lot of fun and fellowship. So make plans now ...to bring your favorite covered dish and joy in your heart to celebrate this special season together.

Patchwork Jacket Workshop

Those of you who attended the Patchwork Jacket Workshop at the Compass Center will agree that we all had a wonderful time learning how to make a jacket using a sweatshirt and a bunch of cut-up pieces of fabric. Lead by Rita Schormann we all shared how different the same fabrics can look when various colored sweatshirts are used; that different types of fabrics used result in very different looking jackets; and how the way one places her patches also differentiates the jackets giving each a unique look.

Remember this! If you are like me it never hurts to be reminded of important things! Sooooo...before the next guild meeting here are some things to remember:

***Come** early and sign-in.

***Silence** all cell phones and Pagers during the meeting.

***Bring** a cheerful disposition.
beautiful ***Wear** your name tag.
Show'N'Tell

***Bring** a friend or two to the meeting!!!

***Greet** someone new!

***Return** any library books.

***Bring** those quilts for

Bring your BOM

A special 'Thanks' goes out to Rita Schormann for the wonderful program she presented to the Guild on perfect fittings for a quilted jacket!



Thanks Rita





Homespun Quilters' Guild
Waco, Texas
Come to the Waco Quilt Show!
April 8-9, 2011
Wild About Quilts!



Quilt Show News



Quilt Show Entry Forms

The updated entry forms are ready for our Quilt Show. The first one printed needed a few corrections. If you picked up an entry form at the September meeting, please discard this one and pick up a new one. Rita Schormann has those. Look for it to be posted on the website very soon. The forms contain all Rules and Regulations, Entry Categories, How to Make a Hanging Sleeve, times, place, and of course the entry form itself. They will be available at all Guild meetings through February. The deadline for entering the Quilt Show will be March 1, 2011.



The Raffle Quilt

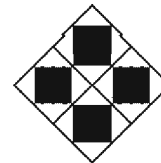



Colleen Barnes did a wonderful job organizing all the locations and days of the week when each Texas Quilt Guild meets. If you plan to visit friends or family out-of-town and you are willing to take the raffle quilt to a quilt guild meeting close to where you are going, contact Colleen to get on the calendar. We really need your help selling raffle tickets! In addition, Colleen, Judy and Mary are asking Guild members to check with businesses and activities in your area to see if the raffle quilt poster can be displayed there. Also, if you can take the raffle quilt to an activity, get with Colleen to coordinate this activity. Thank you for every effort you make in making the raffle quilt as well as the Quilt Show a huge success!

Search for Handy Tools or Gadgets

I am looking for items that can be recycled and used as handy tools, etc in quilting. If anyone has a handy tool or gadget (does not have to be a recycled item) let me know as well.

Contact Karen Curlee



Special Promo for Quilt Show


I am sure you saw the Quilt Show 'poster' on page 3 of the newsletter. It was placed there so you can print it out and take it to your hair salon, grocery store, church, etc, etc. to get the news out about the Quilt Show!
And don't forget to tell your church that the Last Supper Quilt will be a featured exhibit.

Homespun Quilters' Guild Meeting Minutes for October 18th, 2010

- ❖ The meeting was called to order by Guild President Kathy Kelley at 7pm in the church sanctuary.
 - ❖ Colleen told us next month's program will be Su and Dwayne Bunch of "Pieckekeepers" (the program will be about blended quilts). Our December program will be the Guild Holiday Party (and remember it is the SECOND MONDAY).
 - ❖ The raffle quilt will be at the Educators Credit Union on Hwy 6 on October 22nd. We need volunteers to bring the raffle quilt to Texas quilt guilds far and near and Colleen has it all organized. Pick a town or a guild and she will have the time and day of the month it meets.
 - ❖ Rita gave the membership report and introduced the formation of the new China Spring bee. The "China Dolls" are now official. Rita also mentioned she will have corrections and additions to the membership booklet at the guild sign-in table for us.
 - ❖ Ellis won the quilt blocks this month (Slanted Diamonds) and she said it was about time she won those blocks! Clara Jean said the instructions for the BOM's can also be found at quilterscache.com.
 - ❖ Claudia reminded us about the February Challenge which is "All Creatures Great and Small". It's all about animal fabrics and animal themed quilts for our challenge. Linda B. reminded us about the bazaar booth challenge (happening at the February meeting too). Bees make ten of a special bazaar booth item. If you are an independent guild member make five of a special item.
 - ❖ We now have 140 stockings and counting! Susan will keep taking stockings until the November meeting for this holiday season. Susan gave us some great ideas for scrap quilts (Bento box, Irish Chain, free patterns, and the magazine "Sew Scrappy") and she showed us some of the beautiful quilts that Chris Bryant made for community service (way to go Chris! I especially liked the Crazy Quilt one—wow what a beauty). Susan would like to have another sew-in to make scrap quilts around January or February. Lynn Zander mentioned the web site Quiltville.com which has patterns and ideas galore for scrap quilts (It is Bonnie Hunter's web site and she has been featured in Quiltmaker magazine).
 - ❖ The Library was not out at this meeting due to the logistics of getting it all into the sanctuary but Ellis is always happy to accept books or overdue fees.
 - ❖ Rose Sheroeder was the busiest bee looking for bees in the last newsletter and she won a gift certificate from Tomorrow's Quilts! Keep looking for your chance to win.
 - ❖ Kathy has a few more "Wild" T-shirts. Judy was thinking it might be fun to have a challenge about clever ways to alter t-shirts. Remember the Monday after our guild meeting is the quilt show meeting at Mary's house.
 - ❖ Don't forget to make a small quilt or baby quilt for the show silent auction.
 - ❖ Calling all bazaar booth items and Linda B. said she got some great walker caddies! Judy donated some boxes in boxes for sewing room storage.
 - ❖ Karen updated us on Sunshine and Shadows—Thank you Karen for keeping us all so well informed. Our thoughts and prayers go out to Audrey Peterson and Jacky Carlsen. We are glad Lynn's husband continues to improve.
 - ❖ We can now purchase hanging sleeves for our show quilts! See Linda B. for details.
 - ❖ Glenda Sager of Quilting Cousins in Clifton reminded us that there is a quilt show in Clifton on December 4th (also, thank you Glenda for donating the lovely Rebecca Barker mouse pad as a door prize which I happened to be lucky enough to win).
 - ❖ See separate Door Prize and Show and Tell reports for more information.
 - ❖ The guild's own Rita Schormann gave us the best program about m... ts. We had a jacket style show and Rita showed us how to alter patterns to make them fit for real.
 - ❖ I'm pretty sure the meeting was adiourned.
- Respectfully, Lori Cook, Secretary.



Goosefeathers

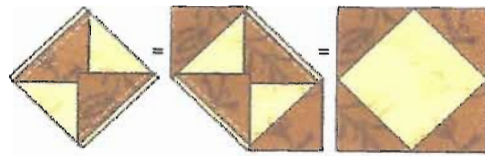


Cut: (2) $4\frac{3}{4}$ " squares for center.

(4) $3\frac{7}{8}$ " squares; cut across once diagonally.


(18) $2\frac{1}{2}$ " squares to be used for nine patch squares. Or you may use $2\frac{1}{2}$ " strips to create this nine square as I did.

Sew: Sew the four triangles on each side of the center square:




Make 2

Sew: Sew the $2\frac{1}{2}$ " squares (or strips) to create 2 nine patch blocks.



Now just piece the block. Make rows, then sew the rows together, using $\frac{1}{4}$ " seams. Press row seams in alternating directions.





***“Wild
About
Quilts!”***

*Homespun Quilters' Guild
P.O. Box 22073
Waco, TX 76702-2073*



Go to the website to see the newsletter in full color!

www.homespunquiltguild.com

Board Meeting November 8, 6:30PM

Guild Meeting November 15, 7:00PM