

Homespun Quilters Newsletter

A publication of the Homespun Quilters Guild, Waco, Texas

Vol. 19 No. 12-December 2010

www.homespunquiltguild.com



December Birthdays

5- Virginia Lewis, Anita Sellers

15- Frances Robertson

17-Elizabeth Brisby

18- Nancy Cagle

21- Georgia Rusek

24-Cindy Bruce

Happy Birthday, January Quilty Gals!!!

May this New Year bring you love, joy and lots of peace and pieces to make a wonderful quilt!



Hello, Quilters!

I hope everyone had a great time at our Christmas party and came home with a fun, homemade something. Thanks to Colleen and Roz for coordinating a really enjoyable gathering. Reminder: Don't forget to be working on the "All Creatures Great and Small" challenge and also the bazaar booth challenge. Silent Auction quilts will be accepted until the show, so work on your small art quilts and baby quilts for that -- it is a major fund raiser for our guild. Any questions about silent auction, contact Paula Roberts.

See you next year!

Kathy

Reminder

Deadline for articles and reports for the January Newsletter is due January 21!!! Please mark your calendars!!!



Membership Report

Members Present- 35

Valued Visitors-0

Member notice: When you sign in at the membership table each month, please pick up the insert for your membership booklet which has members joining since the booklet was printed and corrections of errors that were in the membership booklet. And if you are a member and have not picked up your membership booklet, it is waiting for you. Thanks, Rita

Bee Challenge

Don't forget about the Bee Challenge due in February. The items each bee or individual bring for this challenge will be voted on at the February meeting. The winner(s) will win a prize. But shhhh! The prize is a surprise! What could it beeeeeee?

Homespun Quilters Guild Meeting

January 17, 2011

Lakewood Christian Church

6509 Bosque Blvd, Waco

Fellowship Hall

6:30 PM

Program:

"How To Make An Art Quilt"

Judy Steward



Sunshine and Shadow

This month please keep the following in your thoughts and prayers:

Jacky Carlsen- Remember Jacky's family after her passing in December

We are saddened with the loss of this very special lady in our guild!

See Karen's e-mails for addresses to send cards. Also please contact Karen Curlee if you have any info on members would need our thoughts and prayers. 662.2485

Yearly Advertising Rates

1/8 page	\$5.00/mo.	\$28.50/6 mo	\$54.00/yr.
1/4 page	\$10.00/mo.	\$57.00/6 mo.	\$108.00/yr.
1/2 page	\$15.00/mo.	\$85.50/6 mo.	\$162.00/yr.
Full page	\$25.00/mo	\$142.60/6 mo	\$270.00/yr.

Professional Quilt Services

Appraisals	Programs/Lectures
Restoration	Repair/Mending
Conservation	Hand Laundering

Ellis Bennett

P.O. Box 21482 254-749-8791
Waco, Tx 76702 Quiltappraiser@yahoo.com

**Quiltin'
Country**

STORE HOURS

Tues-Fri: 9:30 am - 5:30 pm
Sat: 9:30 am - 4:30 pm

Beautiful Fabrics, Books, Patterns, Notions & Classes

4904 W. Stan Schlueter Loop
Killeen, Texas 76549

Phone: (254) 554-3700
quiltincountry2@aol.com

www.quiltincountryonline.com

Authorized Husqvarna Viking Dealer & Certified Machine Technician

Husqvarna

VIKING

Wisteria Quilting Designs

By Diana Pelton

Computerized and freehand quilting service on a Gammill with Statler program. Hundreds of unique pantographs to choose from. Custom quilting offered, freehand or choose from many beautiful individual block, border, & sashing patterns. Several types of battings and many threads available. Bindings also done. Competitively priced. Five years experience. Just moved to the Waco area.

254.876.3122 home

832.385.6650 cell

For Sale- Ulmer Frame

Fully Assembled-Compact-Can be stored under bed or hung on wall.

Legs fold for storage. Tilts for comfortable quilting.

Wood construction and portable.

Sells for \$295.00. Will sell for \$50.00

Contact Ann Dyer: 254-666-7161 or 254-717-1194



Quilting Cousins

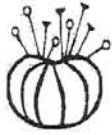
603 South Ave G
(Hwy 6) at the Flashing Light
Clifton, Texas
Phone: 254-675-0010
Website: www.quiltingcousins.net

Store Hours:
Tuesday thru Friday 10:00 to 6:00
Saturday 10:00 to 2:00
Closed Sunday and Monday

- Fat Quarter Tuesdays
 - Classes for Beginners, Intermediate, and Advanced Quilters, Check Website for class schedule.
 - Gift Certificates
 - 10% off with Guild Card
- And Much Much More.....

A Sewing Basket

560 N. Main Street • Salado, Texas 76571



Fabrics • Quilting
Classes • Notions



Easy on and off of IH-35

www.TheSewingBasket.com
email: sewbskt@vvn.com

(254) 947-5423
1-877-244-0450
Fax (254) 947-5428

Community Service Project Sew-In

Mark your calendars for a charity quilt sew-in on January 22 from 10-4 at the Lakewood Christian Church in the Fellowship Hall. We will be making 2 types of quilts for our senior citizens - Disappearing 9-patch and Fun and Done (a quilt-as-you-go). If you cannot attend, please bring 5-inch squares to the January meeting from your scrap bin or 7 1/2 squares of batting.

For Christmas this year, you all made a lot of people very happy - here is the total:

Friends for Life - 235 stockings

Family Abuse Center - 30 stockings and 13 kids quilts

Meals on Wheels (Waco) - 25 quilts

Meals on Wheels (China Spring) - 7 quilts

Mr. Skinner at Lakewood Christian Church (he sets up the tables for us) - 1 quilt

A quilt is a hug and we hugged a lot of people who needed it this year!!

Show and Tell



Jeraldine Fellbaum – Harry Potter quilt top

Rosalind Baldwin – Snowman, antique, redwork(**#1)

Sylvia Branch – Donation quilt

Susan Hutyra – Charity quilt – Disappearing Nine Patch

Roslyn ???– 2 row quilts and Batik(**#2)


2010-2011 Board of Directors

President	Kathy Kelley	776-8059
Challenge	Claudia Bachofen	754-1728
1st V. P.	Colleen Barnes	776-4847
2nd V. P.	Rita Schormann	836-9710
Secretary	Lori Cook	420-2135
Treasurer	Dana Grimes	296-4006
Bee Keeper	Rita Schormann	836-9710
Door Prizes	Melva Magee & Cindy Bruce	772-5435; 723-7754
B-O-M	Clara Jean Matustik & Marie Hammonds	772-8885 772-0149
Librarian	Ellis Bennett	753-1811
Parliamentarian	Lynn Zander	896-6871
Comm. Service	Susan Hutyra	741-1628
Web Master	Dana Stenke	366-2180
Newsletter Ed.	Mary McCauley	666-4903
Sunshine & Shadow	Karen Curlee	662-2485
Historian	Position Open	

Block-of-the-Month

It seems that lightning does strike twice. Or maybe Ellis Bennett is really lucky. She won the Block of the Month blocks again at our December meeting. So ladies, if you have already won once, it could happen again.

This month our block is Carrie Nation. I thought it might be an appropriate block for January. It can remind us that we need to exercise temperance after the excesses of December. But I also thought it would be a good block to use up small pieces of the focus fabric. I found a fabric for the border and am anxious to put it all together. If you have any questions, call me at 772-8885 or e-mail me at cjmmat@aol.com.



January Guild Program Notes

This month one of our own, Judy Steward, will talk about *How to Make An Art Quilt*. Combining lessons from various quilt artists, Judy will present her interpretation and design skills to help you create that one-of-a-kind art work using fabric instead paper. It will be a fun time so mark your calendar and join us at the Guild meeting, January 17!

Homespun Quilters' Guild Meeting Minutes for December 13th, 2010 (Party Time!):

- ❖ Eating and fellowship began at 6:30pm and guild president Kathy Kelley started the meeting at 6:20pm.
- ❖ Colleen said she has lined up a well-known quilter for us next September (she will let us know who she is soon). Also, she would like us to let her know what kinds of techniques we would like to learn more about.
- ❖ The February challenge ("All Creatures Great and Small") is coming up soon! The Bee Bazaar Booth Challenge is included during the February meeting. Bees make 10 of a single item or independents make 5 and we will have lots of wonderful things for sale at our quilt show bazaar booth.
- ❖ Dodie filled in for Rita (hope you are feeling better!) and gave us the membership report (great job Dodie, thank you!)
- ❖ Dana gave us the treasurer's report. The Guild has over \$12,000.
- ❖ **BIG THANK YOU TO ROSALIND AND COLLEEN FOR ALL THE WONDERFUL DECORATIONS AND DOOR PRIZES! WOW! EVERYTHING WAS GREAT!**
- ❖ Susan gave us the whereabouts of all the community service stockings and quilts. There were lots of happy recipients! Mr. Skinner (who sets up the room for our guild meetings) got a quilt and was very pleased and surprised. The church secretary admired it greatly too (hint hint).
- ❖ Maxine had Roz pick the Block of the Month winner and Ellis won!
- ❖ The community service sew-in is January 22, 2011 (Happy New Year everyone!). Be prepared to sew scrappy quilts. The 9-patch quilt that Susan demonstrated is called "Disappearing 9-Patch" and there are directions for it on the Moda web site. Also the "Fun and Done" blocks will require 7 ½ inch batting squares.
- ❖ Ellis said everything is a-ok with the library!
- ❖ Kathy announced that the board approved the Quilt Show budget and a motion was made for the guild's approval...Colleen seconded the motion and the guild approved it.
- ❖ Cindy let us know that Jacky is at Regent Care and would love visitors (she is in hospice). We miss you Jacky!33
- ❖ We had lots of delicious food, great prizes, and "The Night Before Christmas" gift exchange was really fun! Thank you again Roz and Colleen for putting together a wonderful Christmas Party Program!
- ❖ These minutes were respectfully pieced together by Lori Cook, guild secretary (who was busy having fun at the party).

Remember this! If you are like me it never hurts to be reminded of important things! Sooooo...before the next guild meeting here are some things to remember:

***Come** early and sign-in.

***Silence all cell phones and Pagers** during the meeting.

***Bring** a cheerful disposition. name tag.

***Bring** a friend or two to the meeting!!!

***Greet** someone new!

***Return** any library books.

***Bring** those beautiful ***Wear** your quilts for Show'N'Tell

Bring your BOM



Homespun Quilters' Guild
Waco, Texas
Come to the Waco Quilt Show!
April 8-9, 2011
Wild About Quilts!



Quilt Show News



*The Quilt Show budget is ready for approval by the Guild.

*Be thinking of just **three** locations near where you shop or near home where you can place an 8-1/2" x 11" flyer for the Quilt Show. If each of you place just **three** in your area then the information for the show will be spread all over the Central Texas area from Mart to China Spring and from McGregor to Aquilla and maybe even further. Please make your list now and ask for permission to display this information at your grocery or convenience store, library, hair salon, bank or other places you frequent. Let's get the word out and let folks know that we are "Wild About Quilts" and that we have a great show they won't want to miss.

*Check with Colleen Barnes about taking the Raffle Quilt to a Quilt Guild in an area where you plan to visit next year to promote ticket sales. You can also put up flyers (obtain from Colleen) that contain contact information where they can buy the Raffle Quilt tickets.

*Finally, don't forget to tell your church that the Last Supper Quilt will be a featured exhibit.

We need your participation and appreciate any effort made to promote the Quilt Show.



Judy Steward and Mary McCauley

Co-Quilt Show Chairs

Search for Handy Tools or Gadgets

I am looking for items that can be recycled and used as handy tools, etc in quilting. If anyone has a handy tool or gadget (does not have to be a recycled item) let me know as well.

Contact Karen Curlee




Think Quilt Show! RQPSABC- Raffle
Quilt tickets, Promote the show, Silent
Auction items

CARRIE NATION

This makes a 12" block!

Please abide by the [Terms and Conditions of use!](#) :o)

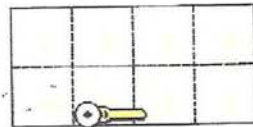


[Click here to read a bit about Carrie Nation!](#)

** Preparing the Pieces and Sewing the Block **



Start by marking and cutting the Color 1 3-1/2" x 14" strip into four 3-1/2" squares...



Next, mark and cut the Color 3 7" x 14" strip into eight 3-1/2" squares...



Now sew together the Color 2 and Color 3 2" x 20" strips along one long edge. Press seams towards darker fabric. Cut at 2" intervals to make eight pieced units...



Flip the previously made units and sew together to make four-patch units. You need four. Trim these back to be 3-1/2" square if needed...



Now sew two larger four-patch units using the Color 1 and Color 3 3-1/2" squares. Trim these back to be 6-1/2" square if needed...



Then sew four four-patch units using the smaller four-patches and the remaining Color 3 3-1/2" squares. Trim these back to be 6-1/2" square if needed...on to [Page 2!](#)

** Supplies List **



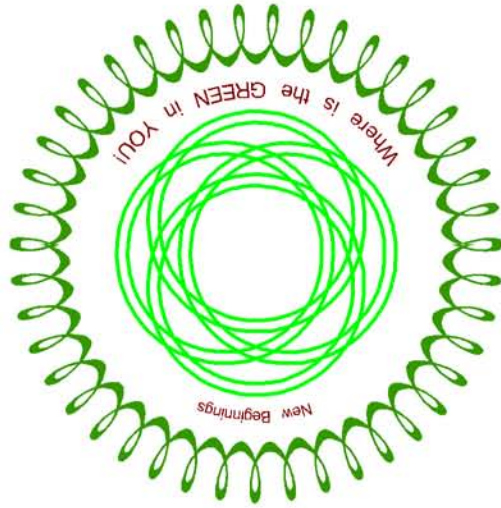
Color 1 Color 1 needs: one 3-1/2" x 14" strip



Color 2 Color 2 needs: one 2" x 20" strip



Color 3 Color 3 needs: one 7" x 14" strip AND one 2" x 20" strip



Homespun Quilters' Guild
P.O. Box 22073
Waco, TX 76702-2073

Go to the website to see the newsletter in full color!
www.homespunquiltguild.com
Board Meeting January 10, 6:30PM
Guild Meeting January 17, 7:00PM