

# Homespun Quilters Newsletter

A publication of the Homespun Quilters Guild, Waco, Texas

Vol. 20 No. 3-March 2011

www.homespunquiltguild.com

## April Birthdays

- 5- Joyce Jones
- 7- Rita Schormann
- 9- Patty Field
- 21-Liz Childers
- 25- Susanne Mack
- 29- Barbara Hanley



*Happy Birthday, April Quilty Gals!!!*

*Birthday Wishes and not a few  
Are sent this day out to you!  
Lots of joy on your special day  
Hope FQ and goodies are on your way.*



## 2011 Waco Quilt Show Countdown

We're getting close to the finished line.

Tell everyone you know about the show.

Sell all the raffle tickets you can sell.

Put put all the flyers you can around your part of town.

Sign up as a volunteer with Dana Stenke if haven't done that yet.

Be at your assigned place if you have signed up.

### Timeline:

Wednesday, April 6: Quilt Take In begins at Noon. *Guild members with quilt entries hold off until 2PM if at all possible.*

Thursday, April 7: Quilt Judging & Vendor Set-Up Unless you have been given a specific job setting up a guild-related booth or are a scribe for a judge, please don't come this day. Save your energy for show days on Friday and Saturday.

Friday and Saturday, April 8 & 9: Come with a smile on your face and a song in your heart. It's going to be a GREAT Show!!!!



## Reminder

*Deadline for articles and reports for the April Newsletter is*

**April 22!!!** *Please mark your calendars!!!*



## Membership Report

Members Present- 43

Valued Visitors- 1

New Member-1

Lana Catalina

1313 Estates Drive

Woodway, TX 76712

Home: 772-7267

Cell: 744-9560

e-mail: [lkatalina@aol.com](mailto:lkatalina@aol.com)

**Member notice:** When you sign in at the membership table each month, please pick up the insert for your membership booklet which has members joining since the booklet was printed and corrections of errors that were in the membership booklet. And if you are a member and have not picked up your membership booklet, it is waiting for you. Thanks, Rita



## Sunshine and Shadow

### Shadows:

Pat McElfish- tests results

Mary McCauly- tests/surgery for husband, Don

**Sunshine:** Molly Culp's quilt, Autumn Serenade, won 2 awards at the Dallas show - Judges' Choice and 2nd place in the Masters Division.

Molly and Judy Stewart quilts were accept in Paducah!

See Karen's e-mails for addresses to send cards. Also please contact Karen Curlee if you have any info on

members would need our thoughts and prayers.662.2485 or e-mail [kccurlee@hotmail.com](mailto:kccurlee@hotmail.com)



## Professional Quilt Services

Appraisals

Programs/Lectures

Restoration

Repair/Mending

Conservation

Hand Laundering

Ellis Bennett

P.O. Box 21482

254-749-8791

Waco, Tx 76702 [Quiltappraiser@yahoo.com](mailto:Quiltappraiser@yahoo.com)

Quiltin'  
Country

STORE HOURS

Tues-Fri: 9:30 am - 5:30 pm

Sat: 9:30 am - 4:30 pm

Beautiful Fabrics, Books, Patterns, Notions & Classes

4904 W. Stan Schlueter Loop  
Killeen, Texas 76549

Phone: (254) 554-3700

[quiltinctry2@aol.com](mailto:quiltinctry2@aol.com)

[www.quiltincountryonline.com](http://www.quiltincountryonline.com)

Authorized Husqvarna Viking Dealer & Certified Machine Technician

Husqvarna

VIKING

## Annual Guild Retreat

### Guild Retreat June 9-12.

The retreat is not completely full yet so I am opening it up to the waiting list of non-members. Those of you who signed up will be getting an email from me the week of 3/27. If you do not get the email, it means I don't have you on the list. Contact me with any question...Linda...848-4837.

FROM THE LIBRARY  
by Ellis Bennett



Good news! At the March meeting the Guild Library displayed 15 new books for the collection! They were very popular and checked out quickly. One book came from a Half-Price Books. Any used bookstore is a great resource for anyone searching for affordable quilting books, particularly those out of print. Another came as a donation from Cindy Bruce. Thanks, Cindy! The others came from an Edward R. Hamilton Booksellers Co. catalog – Sandy and I both get these in the mail, and if you order by mail and send a check, shipping for a whole order, regardless of number of books, is just \$3.50. You can get a free catalog by going to [EdwardRHamilton.com](http://EdwardRHamilton.com). I go to the website only to check availability of a book, or if they have a certain book, but order by mail because of the low shipping fee for a paid mail order. If you order from the website and use a credit or debit card, your shipping fee will be more. Many of the books Sandy, Suzanne, and I ordered cost from \$5.00 – \$8.00. Here is a list of your new books:

Bianchi, Priscilla. Caliente Quilts! Create Breathtaking Quilts Using Bold Colored Fabrics - Design/Techniques  
Bishop, Robert an Safanda, Elizabeth. A Gallery of Amish Quilts: Design Diversity from a Plain People - Amish  
Bonsib, Sandy. Memory Quilts: 20 Heartwarming Projects with Special Techniques - Design/Techniques  
Causee, Linda. Learn to Quilt Row by Row - Design/Techniques  
Fingal, Jamie. Embellished Mini-Quilts: Creative Little Works of Art - Art Quilting  
Gorder, Cindy. Beaded Crazy Quilting - Crazy Q./Embellishments  
Hawley, M'Liss Rae. Mariner's Medallion Quilts: Creative No-Math Approach - Kaleido/M.C./S &W  
Holley, Pat and Nickels, Sue. Amish Patterns for Machine Quilting - Quilting – Hand or Machine  
Kahn, Sherrill. Stitched Collage: Creative Effects on Paper and Fabric - Art Quilting  
Leone, Diana and Walter, Cindy. Fine Hand Quilting, 2nd Edition - Quilting – Hand or Machine  
Lintott, Pam and Nicky. Layer Cake, Jelly Roll, and Charm Quilts - Design/Techniques  
Malkowski, Cheryl. Fun with One Block Quilts: 12 Projects in Multiple Sizes from 1 Simple Block - Design/Techniques  
Perri, Kate. Quilt Blocks and Quilts from your Favorite Fabrics: Recycling Fabrics as You Learn to Quilt - Design/Techniques  
Potter, Linda. Quilt and Embellish in One Step - Quilting – Hand or Machine  
Roche, Eileen. Contemporary Machine Embroidered Quilts (with CD) - Machine Embroidery



## Songbird Retreat

A Quilter's Getaway

325.388.6003

email: [info@songbirdretreattx.com](mailto:info@songbirdretreattx.com)

PO Box 564 Kingsland, TX 78639

[www.songbirdretreattx.com](http://www.songbirdretreattx.com)

Making Memories One Stitch at a Time

## A Sewing Basket

560 N. Main Street • Salado, Texas 76571



Fabrics • Quilting  
Classes • Notions



Easy on and off of IH-35

[www.TheSewingBasket.com](http://www.TheSewingBasket.com)  
email: [sewbskt@vwm.com](mailto:sewbskt@vwm.com)

(254) 947-5423  
1-877-244-0450  
Fax (254) 947-5428

South Texas  
Quilters' Quest Bus Trip  
2011



Participating Shops  
All Around the Block - Giddings  
Lone Star Quiltworks - Bryan  
Poppy Quilt 'N Sew - Georgetown  
Quilters Patch - Victoria  
The Cotton Cupboard - Lakeway  
The Quilt Haus - New Braunfels  
Tomorrow's Quilts - Waco

July 16 - 17

\$150 per person

Transportation in Luxury Coach  
Double Occupancy Room with  
Breakfast

Lunch Each Day provided by Hosting  
Shops

Includes:

Lots of Fun & Games & Goody Bag

For more info:

Tomorrow's Quilts  
[www.tomorrowsequilts.com](http://www.tomorrowsequilts.com)  
(254) 741-6988

Homespun Quilters Guild Meeting

April 18, 2011

Lakewood Christian Church

6509 Bosque Blvd, Waco

Fellowship Hall

7:00 PM

Program:

**Darlene Christopherson**

**Trunk Show**



**Abbreviated Newsletter This Time**

**Due to the 2011 Waco Quilt Show on April 8 & 9 you have received an shortened version of the guild newsletter.**

**Watch for a bigger, informative newsletter in the coming weeks with articles and pictures of this event.**



*Quilting Cousins*


603 South Ave G  
(Hwy 6) at the Flashing Light  
Clifton, Texas  
Phone: 254-675-0010  
Website: [www.quiltingcousins.net](http://www.quiltingcousins.net)

Store Hours:  
Tuesday thru Friday 10:00 to 6:00  
Saturday 10:00 to 2:00  
Closed Sunday and Monday

- Fat Quarter Tuesdays
  - Classes for Beginners, Intermediate, and Advanced Quilters, Check Website for class schedule.
  - Gift Certificates
  - 10% off with Guild card
- And Much Much More.....

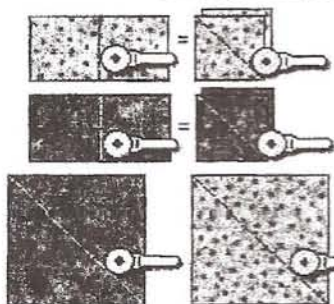
This makes a 6" block!

Four blocks are shown together at right!




Birds in the Air

**\*\* Preparing the Pieces and Sewing the Block \*\***

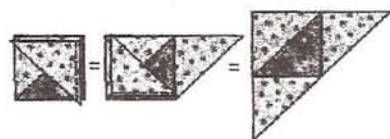


Start by cutting one 3-7/8" x 7-3/4" strip of each color into two 3-7/8" squares each. Then stack and cut them on the diagonal with a rotary cutter...


Next cut the large squares of each color on the diagonal...




Then speed piece the remaining 3-7/8" x 7-3/4" strip of each color, by stacking them right sides together with all edges aligned. Mark the 3-7/8" square line, mark the diagonals in the direction shown as well, then sew 1/4" above and below the diagonal markings, pivoting at the 3-7/8" square line. Cut apart ON the marked diagonal, and cut apart on the square line also. This will give you four half squares. Trim to measure 3-1/2" if needed...



Sew a Color 1 small triangle to one side of a half square, referring to diagram for placement, using a scant 1/4" seam, and pressing seam allowances towards square. Sew another Color 1 small triangle to the adjacent side as shown, pressing seam allowance towards triangle. Make two of these units. Then make two more with the colors reversed...on to [Page-2!](#)



Next sew a large Color 2 triangle to the unit shown above, pressing seam allowance towards the Color 2 triangle. Make two of these. Sew a Color 1 large triangle to each of the two reverse color units you made. This is one Birds in the Air block!



Sew four blocks together to make a 12" grouping!  
Simple!! :o)

**\*\* Supplies List \*\*--this makes FOUR 6" blocks!**



Color 1 Color 1 needs: two 3-7/8" x 7-3/4" strips AND one 6-7/8" square



Color 2 Color 2 needs: two 3-7/8" x 7-3/4" strips AND one 6-7/8" square

*"WILD ABOUT QUILTS"  
Friday and Saturday 10AM-5PM*

*Extraco Events Center  
(formerly H.O.T. Exhibits Center)*

*April 8 & 9, 2011*

*Waco Quilt Show*

*2011 Rattle Quilt*



*Homespun Quilters' Guild*

*P.O. Box 22073*

*Waco, TX 76702-2073*

*Go to the website to see the newsletter in full color!*

*[www.homespunquiltguild.com](http://www.homespunquiltguild.com)*

*Board Meeting Board Meeting April 11 6:30PM (Kathy Kelley's house)*

*Guild Meeting April 18, 7:00PM*