

# Homespun Quilters Newsletter



A publication of the Homespun Quilters Guild, Waco, Texas

Vol. 20 No. 11-November 2011

www.homespunquiltguild.com

## The Prez Sez . . .

Dave Lieber's presentation last night was funny, poignant, and so enjoyable. He reminded me that one of the main reasons that we quilt is to give comfort, not to win at quilt shows, decorate a bedroom, or make our friends ooh and aah. The baby quilts, the charity quilts, the wedding quilts all express love in every stitch, and we all hope that the recipients of those quilts feel that love and feel comforted wrapped in them. That that love and caring could last over 100 years in Dave's old, raggedy quilt doesn't surprise me a bit. Clients have often spoken to me about choosing a particular quilt to buy because it "spoke" to them, or that the quilt brought to me for repair "wanted" and "needed" to be fixed.

This year, a few days before Thanksgiving, and only a month before Christmas, I am thankful for the Homespun Quilters' Guild and for every member in it. The love and support that our members give each other in times of need, and the love and comfort that members "cast upon the waters" with their many charity quilts make this world a better place for us all. We can never have too much love, caring, and comfort in this world! I am thankful for our wonderful Board of Directors and the guidance that their combined wisdom gives me as President. I am thankful for creative, giving members who do the work of the Guild and make our meetings lively and fun. I am thankful for members who help with chairs, tables, and other setting up and taking down chores without even being asked. I am thankful for the fellowship of Meet & Eat, where I can visit with friends that I may see only once a month. I am thankful for the welcoming-home feeling of Lakewood Christian Church where we meet. I am thankful for the members who come to meetings and show their enjoyment in their chatter <sup>shining eyes,</sup> and smiling faces.

Many blessings on all of you, my friends -  
Ellis



## December birthdays

- 1--Sara Landsfeld
- 6--Diana Pelton
- 7--Rose Schroeder
- 9--Dana Stanke
- 10--Karen Jeffrey
- 10--Norma McAdams
- 12--Aileen Boucher
- 22--Nancy Pugh
- 24--Margaret Blanton
- 24--Dodie Miller
- 26--Lynn Zander
- 27--Maxine Hammonds
- 31--Dana Grimes
- 31--Judy Mathews
- 31--Sharon Smith

**December birthday celebrants will be New Member Greeters at the December meeting. Please see page 2 for responsibilities.**

## Quilt Display Racks

The Guild has two quilt display racks that may be checked out from the President, Ellis Bennett, for personal use in photographing quilts, displaying other organization's raffle quilt, etc.



## Guild Greeters

Member with November birthdays are asked to be “Guild Greeters” at the November meeting. The first six birthday members arriving at the meeting get to be the Greeters and wear a special button, which will be at the Membership Table.

Duties:

\*At least two Greeters be available at the Membership Table so Rita can find you to “pal” with new members or visitors.

\* As one Greeter leaves the Membership area to show visitors around, he/she can alert another Greeter to report for duty.

\* As Greeters wait their turns to escort a visitor or new member, one can stand by the door and greet members arriving, and the other can assist Rita.

\* When being a “pal” to visitors or new members, you should:

1. Take person to each Guild activity (B-O-M, “Strip Club,” Door Prizes, Library, etc. and explain the activity to him/her.
2. Introduce the person to other members.
3. Sit with that person during the meeting.
4. Anything else you can think of to make the person feel welcome!

Thanks for helping to make HQG the “Friendliest Quilt Guild in Texas!”

## Quilt Display Racks

The Guild has two quilt display racks that maybe checked out from the President, Ellis Bennett, for personal use in photographing quilts, displaying other organization’s raffle quilt, etc.

## Mark Your Calendars!

Deadline for articles and reports for the December Newsletter is **December 23**. Please send reports to [stanke.dana@gmail.com](mailto:stanke.dana@gmail.com). Thank you!

## Guild Job Openings

1. Quit Show Chair or Co-Chairs
2. Historian – duties to be negotiated/discussed/created with interested person
3. Hospitality Chair – duties would be \*to arrive at meeting by 5:15 to oversee Meet & Eat; \*rearrange tables & chairs when everyone has finished eating. \*Clean tables, if needed. Collect and take out Meet & Eat trash. \*Responsible for Guild Greeters.
4. Property Chair – \*Responsible for inventorying Guild property and presenting the inventory to the Board by the July Board meeting. (Librarian/s will be asked to furnish a report on number and approximate value of books for this purpose.) \*Responsible for knowing location of Guild property at all times, although from necessity this property may be stored at the Church or at another Guild member’s home. \*Responsible for storing and checking out Guild display racks. and/or any other property other than library books.

If you would like to fill any of these important Guild positions, please contact



**NO MEET & EAT**  
**for our December meeting.**  
**(Potluck instead at 6:30!)**  
**Meet & Eat will continue**  
**at our January meeting**  
**at 5:30.**

# Membership News

We had 52 members present and no visitors.



We welcome our newest member:

**Kay O'Leary**  
1200 East Stegall  
Robinson, Texas 76706  
Work: 751-4066  
Cell: 722-5054  
koleary@hotmail.com  
Birthday: August 8

Judy Mathews has a new e-mail address: [rphquilts@gmail.com](mailto:rphquilts@gmail.com)

Note to members. Be sure to add Kay to your membership booklet and change Judy's e-mail in your membership booklet.

Our members recorded 80 ½ service hours.



We encourage you to use the library for new projects, or just for browsing. Also, we would like your suggestions for new books which we can purchase, or you can suggest a category, such as Redwork or machine quilting for example. Please bring in your overdue books. If they are really overdue we will make a deal with you on the fine.



Kathy Harte	King size quilt
Betty Fergasen	Bag and three quilts
Janet Smith	Two small quilts
Ellis Bennett	Wedding quilt and Alzheimer Initiative Quilts
Diae Rose	Star quilt and Animal quilt
Clara Jean Matustik	Wonky 9-patch and table runner
Colleen Barnes	Brown Bag Challenge project
Kae Metheny	Yo-yo placemats
Dawn York	Quilt

Join the **STRIP CLUB** and improve your **JELLY ROLLS!**

Cut one yard of fabric into 13 strips  
Put them in a plastic bag with your name on it.

Receive different strips back  
November: THE HOLIDAYS

I missed everyone last month and will see you at the December meeting!

Enjoy!  
Lori

**Would you like to advertise in a great newsletter that reaches around the WORLD?**

**Here's your opportunity!**

The Homespun Quilter's Guild Newsletter is placed on our guild's website each month.

See to left for our reasonable rates!

When visiting quilt shops within the Central Texas area encourage them to advertise with us! If you visit any of our present advertisers, tell them you saw their ad in the newsletter! It will encourage them to stay!

## Yearly Advertising Rates

1/8 page	\$5.00/mo.	\$28.50/6 mo.	\$54.00/yr.
1/4 page	\$10.00/mo.	\$57.00/6 mo.	\$108.00/yr.
1/2 page	15.00/mo.	\$85.50/6 mo.	\$162.00/yr.
Full page	\$25.00/mo	\$142.60/6 mo.	\$270.00/yr.

# Save the Date

## December Program

December 19, 2011--Potluck, Bingo and a Special Surprise

6:30

We will be playing Bingo for wonderful Quilting Prizes. And Ellis tells us there will be a surprise from some special elves that have been hard at work over the last few weeks. And since quilters are known to be great cooks, whenever they can leave their sewing machines, I am anticipating a great Potluck supper. What a wonderful way to round out a great year of programs. Please bring a potluck dish to share as well as a canned gift to Caritas.

Patty Field



## Quilt Shows

### January 27-29, 2012--Jefferson Quilt Show

Cypress Valley Education Center 120 East  
Austin Street, Jefferson, TX

### January 28-29, 2012--Piecemakers by the Bay Quilt Guild

Rockport-Fulton High School 1803  
Omohundro Street  
Rockport, Texas

### February 10-11, 2-12--Golden Triange Guild Quilt Show

Beaumont Civic Center  
Beaumont, TX

### February 24-25, 2012--Rio Grande Valley Quilt Show

McAllen Convention Center 700  
Convention Center Blvd. McAllen,  
TX

### March 22-24, 2012--Texas Wildflower Shop Hop"Quilts in Bloom"

Participating shops: Quilting Cousins,  
Clifton, Quilts /n/More--Midlothian, Common  
Threads, Waxahachie, Poppy Quilt 'N  
Sew--Georgetown, Tomorrow's Quilts--Waco,  
Quiltin'Country-Killeen, A sewing Basket-

## 2012 Guild Programs

**January 16, 2012**, we will show a wonderful video entitled, *Stitched*. The film follows 3 art quilters--Carol Bryer Fallert, Hollis Chatelain and Randall Cook--as they create their entries for the 2010 International Quilt Festival in Houston.

**February 20, 2012**, Mary Massy will present a lecture--Not My Gramma's Log Cabin Quilts

**February 21, 2012**, there will be an all day workshop featuring Mary's log cabin quilts, at a fee of \$30 per participant.

**March 19, 2012** Our Guild Challenge, with the theme "Sing Me a Song", quilts not to exceed 36" on any side. I believe there will also be a Challenge for Bazaar Booth items for the 2013 Quilt Show.

**April 16, 2012**, will feature a program by Sharon Wilhelm---"Color That Is Politically Correct---Integrated and Segregated"

**May 21, 2012**, will feature a program by Connie Litfin---"The History of Redwork"

**May 22, 2012**, there will be a workshop, patterns available. Cost--reasonable

Minutes  
Homespun Quilters' Guild Meeting  
November 21, 2011

President Ellis Bennett called the meeting to order at 7 p.m. She recognized the members with November birthdays and thanked them for serving as greeters tonight. Our business program will be shortened tonight to accommodate our guest speaker. Any reports not given can be submitted to the newsletter.

She also shared information regarding Linda Buckner's retreat which will be held June 7-10, 2012 at Compass Center at a cost of \$77 per day. Sign up begins in January.

Membership chairman Rita Schormann reported 44 members had signed in, but she felt about 50 were in attendance. No visitors are here tonight. She also welcomed returning member Kay O'Leary. Community Service hours totaling 80 were reported.

Program Co-chairman Patty Field stated the December meeting will feature bingo with prizes. It was decided that our potluck meal will begin at 6:30 p.m. Patty suggested members bring canned goods to donate to Caritas. She also commented that a complete list of upcoming programs will be published in our newsletter.

Those participating in the Strip Club should bring Christmas fabrics to the next meeting.

Sunshine & Shadow Chairman Karen Curlee reported that Norma McAdams was recovering well from knee surgery. Susie Tatum is mourning the passing of her sister Clara Cole. Linda Buckner's mother-in-law has a broken leg.

Show & Tell included beautiful projects shared by a number of our talented members.

After drawing for door prizes, Patty introduced our speaker, Dave Lieber, award-winning columnist for the Fort Worth Star-Telegram. He related an entertaining story of his move to Texas and the role played by an antique quilt acquired in West Virginia. He also shared information about his customer advocacy group, Watchdog Nation, and provided tips to avoid being a victim of unethical business practices.

Meeting was adjourned at 8:45 p.m.

Respectfully submitted,  
Jerry Mitchell



## Quilting Cousins

603 South Ave G  
(Hwy 6) at the Flashing Light  
Clifton, Texas  
Phone: 254-675-0010  
Website: [www.quiltingcousins.net](http://www.quiltingcousins.net)

Store Hours:  
Tuesday thru Friday 10:00 to 6:00  
Saturday 10:00 to 2:00  
Closed Sunday and Monday

- Fat Quarter Tuesdays
  - Classes for Beginners, Intermediate, and Advanced Quilters, Check Website for class schedule.
  - Gift Certificates
  - 10% off with Guild Card
- And Much Much More.....



### 2011-2012 Board of Directors

President	Ellis Bennett	753-1811
1st V.P Programs	Patti Fields, Alice Baird	876-2817, 756-5174
2nd V.P. Membership	Rita Schormann	836-9710
Secretary	Jerry Mitchell	799-7560
Treasurer	Dana Grimes	296-4006
Bee Keeper	Lynne Jackson	836-0009
Door Prizes	Melva Magee & Cindy Bruce	772-5435; 723-7754
B-O-M	Dee Ann Boatright, Priscilla Brown, Hilary McDaniel	836-0595, 836-4460, 836-4937
Librarian	Clara Jean Matustik, Maxine Hammonds	772-8885, 772-0149
Parliamentarian	Janet Smith	420-2160
Community Service	Susan Hutyra	741-1628
Web Master/Newsletter	Dana Stanke	836-7025
Sunshine & Shadow	Karen Curlee	662-2485
Historian	Position Open	

### SUNSHINE AND SHADOW INFORMATION

Do you know of someone in the guild who has had a personal loss or is seriously ill, or has some good news to share? Please pass this information on to Karen Curlee at [kccurlee@hot.rr.com](mailto:kccurlee@hot.rr.com) or phone at 254-662-2485 so we can send our best wishes to that person. Please make sure you give her the full name, address and information on where to send a donation if one is requested. Thank you!

**Quilting  
Country**

**STORE HOURS**  
Tues-Fri: 9:30 am - 5:30 pm  
Sat: 9:30 am - 4:30 pm

**Beautiful Fabrics, Books, Patterns, Notions & Classes**

4904 W. Star-Schulter Loop  
Kilmer, Texas 76145

Phone: (254) 550-2700  
[quiltingcountry@aol.com](mailto:quiltingcountry@aol.com)  
[www.quiltingcountryonline.com](http://www.quiltingcountryonline.com)

Authorized Husqvarna Viking Dealer & Certified Machine Technician

**Husqvarna**

**VIKING**

**A Sewing Basket**

560 N. Main Street • Salado, Texas 76671



Fabrics • Quilting  
Classes • Notions



Easy on and off of IH-35

[www.TheSewingBasket.com](http://www.TheSewingBasket.com)  
email: [sewbasket@vwm.com](mailto:sewbasket@vwm.com)

(254) 947-5423  
1-877-244-0460  
Fax (254) 947-5423

# December Block of Month--Page 1



Color

1

Color 1 needs: one 3-1/2" x 7" strip AND one 3-7/8" x 11-5/8" strip



Color

2

Color 2 needs: one 3-7/8" x 7-3/4" strip AND one 2" x 7" strip



Color

3

Color 3 needs: one 2" x 7" strip AND one 3-1/2" x 7" strip AND one 3-7/8" square AND a scrap big enough to cut out a moustache ...about 3" x



Color

4

Color 4 needs: one 2" x 7" strip AND one 3-7/8" x 7-3/4" strip



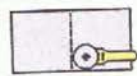
Color

5

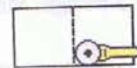
Color 5 needs: one 3-1/2" x 7" strip AND one 2" x 7" strip

•• Eyes ! Two medium black beads, or small buttons for eyes!

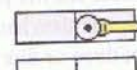
Plus a 2" scrap of pink for the nose!!



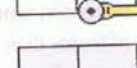
Start by cutting the Color 1 3-1/2" x 7" strip into two 3-1/2" squares. These are the upper two background squares...



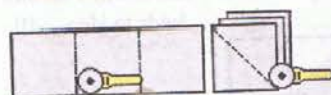
Then cut out the Color 3 3-1/2" x 7" strip into two 3-1/2" squares. These are beard squares!...



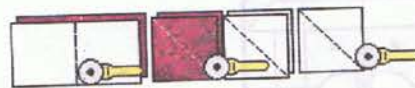
Next, cut the Color 5 and Color 3 2" x 7" strips, each into two 2" x 3-1/2" strips. These are the side strips/ hair and face...



Then cut the Color 5 3-1/2" x 7" strip into two 3-1/2" squares. These are the face...

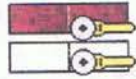


Next cut the Color 1 3-7/8" x 11-5/8" strip into three 7/8" squares, and then cut them on the diagonal. These are for the half squares top and bottom...




Now cut the Color 2, 3 and 4 3-7/8" x 7-3/4" strips into two 3-7/8" squares of each, and then cut each of these on the diagonal. These are for the hat, the beard, and the hat brim...

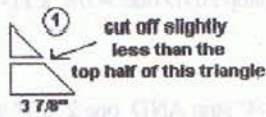
# December Block of Month--Page 2



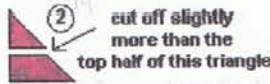
Then cut the Color 2 and Color 4 2" x 7" strips each into two 2" x 3-1/2" strips, for the lower center hat and brim...



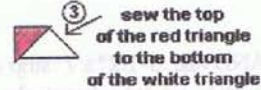
...And lastly, from an extra bit of Color 3 and a scrap of pink, cut out a moustache shape, and a nose... :o) so now...on to [Page 2!](#)



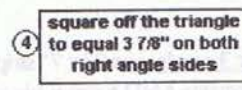
1 cut off slightly less than the top half of this triangle



2 cut off slightly more than the top half of this triangle

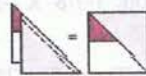


3 sew the top of the red triangle to the bottom of the white triangle

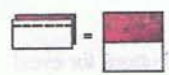


4 square off the triangle to equal 3 7/8" on both right angle sides

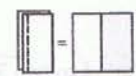
Take ONE of your Color 4 triangles, measure it up one right angle side from the bottom and mark at the 2" line, then cut that off from there up. Then take ONE of the Color 2 triangles, lay it out facing in the same direction; measure this one from the top point DOWN the right angle side to the 2" mark and cut that one off there. Sew the red top on the white bottom. This is the piece you may have to finagle a bit. MAKE ANOTHER ONE OF THESE UNITS-BUT REVERSED!



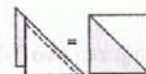
Then, sew the piece you just made to a Color 1 triangle, using a scant 1/4" seam. Make another of these as well...



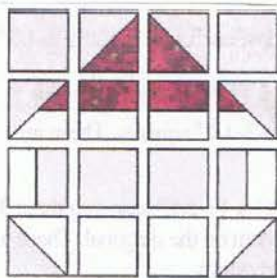
Then sew a Color 2 2" x 3-1/2" strip to a Color 4 2" x 3-1/2" strip. Make two of these. (hat and brim) If necessary, trim this back to be a 3-1/2" square...



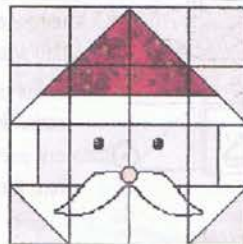
Next sew a Color 5 2" x 3-1/2" strip to a Color 3 2" x 3-1/2" strip. Make two of these. (face and hair) If necessary trim this back to be a 3 1/2" square...



Then sew a Color 1 triangle to a Color 3 triangle. Make two of these...



Piece the block in the order shown, pressing out seams in opposite directions by row, and then hand applique on a nose and moustache!! A row of three or four of these with different hats and facing in different directions would make the CUTES table runner!...or...a row of these, then a row of trees, then a row of snowmen...Next thing you know, you have an awesom Row Quilt!! See?? This is why I do this! Idea leads to idea, leads to idea.....!!!





*Homespun Quilters' Guild  
P.O. Box 22073  
Waco, TX 76702-2073*

*Go to the website to see the newsletter in full color!*

*[www.homespunquiltguild.com](http://www.homespunquiltguild.com)*

*Board Meeting Board Meeting, Dec. 12 6:30PM (Ellis Bennett's house)*

*Guild Meeting Dec. 19 6:30 PM--NOTE CHANGE IN TIME*